

ADDENDUM NO. 4

TRACK & FIELD IMPROVEMENTS – INC 2

LITTLE JOB #612-12353-03

DSA: A# 03-120009 File #56-H4


Pacifica High School

600 E. Gonzales Road.
Oxnard, CA. 93036

September 09, 2020

LITTLE

1300 Dove Street, Suite 100
Newport Beach, CA 92660



Architect- Jay R. Tittle, C- 12955

1. PART 1 - GENERAL

- 1.1. The following revisions and/or clarifications shall be made to the Bidding Requirements and Contract Documents. Revise and amend the Documents for the above named project in accordance with this Addendum. The bid shall reflect these addendum changes and each bidder shall make reference in their bid to this addendum.
- 1.2. All Bidding Requirements and Contract Documents shall apply to this addendum as originally indicated in the applicable portions of the contract documents, unless otherwise modified by this addendum.
 - 1.2.1. Previous Addendum #0 issued August 07, 2020; clarifying the bid scope for all bidders.
 - 1.2.2. Previous Addendum #1 issued August 07, 2020.
 - 1.2.3. Previous Addendum #2 issued August 27, 2020.
 - 1.2.4. Previous Addendum #3 issued September 08, 2020.

1.3. GENERAL CLARIFICATIONS

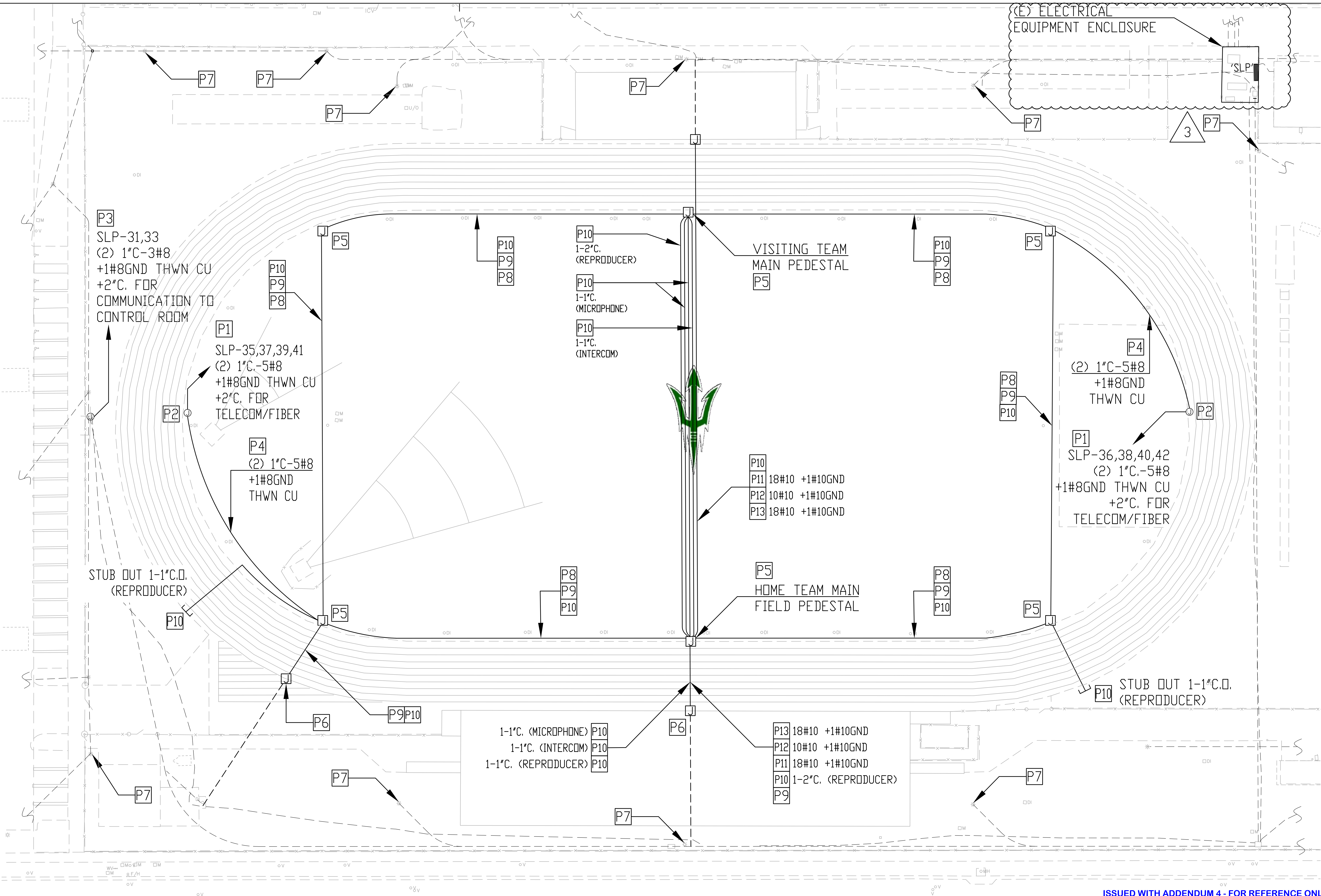
1.3.1. The following clarifications are issued to all bidders as information for use in preparing bids:

1.3.1.1. Add sheet E-200 (AD3-E3), Enlarged Electrical Site Plan – Pacifica HS Track & Field INC 1, DSA A# 03-120009 INC1 for reference.

END OF ADDENDUM #4

Enclosures:

- I) Reference Plans Issued:
 - a) E-200 – Enlarged Electrical Site Plan (INC 1) – DSA A# 03-120009 INC1



ISSUED WITH ADDENDUM 4 - FOR REFERENCE ONLY

3

ENLARGED ELECTRICAL SITE PLAN

SCALE: 1"=20'-0"

1

POWER GENERAL NOTES

- ALL CONDUITS SHALL BE RUN NEATLY AND PARALLEL OR PERPENDICULAR TO STRUCTURAL MEMBERS. CONDUIT ROUTING SHOWN ON PLAN IS DIAGNOSTIC AND IS INTENDED TO SHOW POSSIBLE FUNCTIONAL ROUTE OF CONDUITS AND CONDUCTORS. IN SOME CASES THE DRAWING SHOWS ROUTING WHICH MAY NOT BE PARALLEL OR PERPENDICULAR TO BUILDING STRUCTURAL MEMBERS. THIS IS FOR CLARITY OF CIRCUITING AND NOT INTENDED TO APPROVE ANY DEVIATION FROM NEAT WORKMANSHIP.
- COMBINING OF HOMERUNS AND OTHER CIRCUITS OTHER THAN WHAT IS SHOWN ON PLAN WILL NOT BE APPROVED.
- CONDUITS AND ROUTING FOUND OBJECTIONABLE BY THE ARCHITECT WILL BE REVOKED AT ELECTRICAL CONTRACTOR'S EXPENSE.
- ELECTRICAL CONTRACTOR SHALL PROVIDE APPROVED SEISMIC STRUCTURAL SUPPORTS AS CURRENTLY ADOPTED BY IBC OR CBC WHERE APPLICABLE FOR ALL FIXTURES, BOXES AND OTHER ELECTRICAL EQUIPMENT.
- ELECTRICAL CONTRACTOR SHALL VERIFY LOCATIONS AND MOUNTING HEIGHTS OF ALL OUTLETS AND EQUIPMENT WITH ARCHITECTURAL PLANS, ELEVATIONS AND DETAILS.

POWER PLAN KEYED NOTES (NOT ALL MAY APPLY)

- P1 (2) 1" - 5#8 + 1#8GND THWN CU + 2" C. CONDUIT FOR TELECOM/FIBER USE, TO NEAREST POWER PANEL. CONDUITS SHALL BE BURIED 24" BELOW GRADE ENCASED IN CONCRETE. CONTRACTOR SHALL VERIFY EXISTING UNDERGROUND CONDUITS TO BE USED OR INTERCEPTED TO CLOSEST POWER PANEL, IF POSSIBLE, PRIOR BID/CONSTRUCTION.

- P2 NEW JUNCTION BOXES (24"x36") FOR POWER/TV/DATA/PA TO BE INSTALLED BELOW GRADE OUTDOOR RATED WITH RUBBERIZED TRACK SURFACE MATCHING EXISTING TYPE AND COLOR OF THE TRACK. CONTRACTOR SHALL VERIFY DISTRICT SPECIFICATIONS FOR ADDITIONAL REQUIREMENTS.
- P3 (2) 1" - 3#8 + 1#8GND THWN CU + 2" C. CONDUIT FOR SCOREBOARD COMMUNICATION USE, TO NEAREST POWER PANEL. CONDUITS SHALL BE BURIED 24" BELOW GRADE ENCASED IN CONCRETE.
- P4 (2) 1" - 5#8 + 1#8GND THWN CU + 2" C. FIBER BETWEEN JUNCTION BOXES. CONDUITS SHALL BE BURIED 24" BELOW GRADE. CONTRACTOR SHALL VERIFY EXISTING UNDERGROUND CONDUITS TO BE USED OR INTERCEPTED, IF POSSIBLE, PRIOR BID/CONSTRUCTION.
- P5 NEW UNDERGROUND JUNCTION BOX TO REPLACE EXISTING UNDERGROUND JUNCTION BOX FOR FIELD POWER AND COMMUNICATIONS PEDESTAL. CONTRACTOR SHALL VERIFY REQUIREMENTS AND SIZING FOR THE NEW JUNCTION BOX, AND VERIFY ITS SPECIFICATIONS TO THE EXISTING, PRIOR CONSTRUCTION/BIDDING. NEW UNDERGROUND JUNCTION BOXES SHALL BE OUTDOOR RATED WITH RUBBERIZED TRACK SURFACE, AND MATCH EXISTING TYPE AND COLOR OF THE TRACK.
- P6 INTERCEPT NEW CONDUITS AND CONDUCTORS WITH EXISTING CONDUITS AND CONDUITS.
- P7 AT EXISTING LIGHT POLE, REMOVE ALL STADIUM LIGHT FIXTURES AND SPEAKERS, CAP ALL THE WIRES AND CONNECTIONS. DELIVER REMOVED FIXTURES AND SPEAKERS TO DISTRICT.
- P8 PROVIDE COUCHES INTERCOM AND MICROPHONE CONDUIT 1-1" C. (INTERCOM) & 1-1" C. (INTERCOM) AND MICROPHONE CONDUIT AND CABLES.
- P9 POWER HOMERUN TO EXISTING POWER PANEL AND EXISTING CIRCUITS. RUN 1-1/2" C. - 12#8 + 1#8GND FROM HOME TEAM MAIN PEDESTAL, TO EXISTING POWER PANEL. RUN 1" C. - 6#8 & 1#8GND FROM HOME TEAM MAIN TO VISITING TEAM MAIN PEDESTAL. RUN 1" C. - 2#8 & 1#8GND TO ALL OTHER PEDESTALS AND BETWEEN END PEDESTALS. ROUTE CONDUIT WITH SOUND SYSTEM CONDUIT.

- P10 NEW CONDUCTORS/CONDUITS TO BE BURIED 24" BELOW GRADE ENCASED IN CONCRETE. SIZING AND QUANTITIES OF NEW CONDUITS AND CONDUCTORS SHALL BE VERIFIED BASED UPON EXISTING.
- P11 2" C. - 18#10 + 1#10GND FOR LIGHTING
1" C. - 5#10 FOR EMERGENCY LIGHTING
1" C. - 2#10 FOR AIRCRAFT LIGHTING
1" C. - ONLY FOR SOUND
CONTRACTOR SHALL VERIFY NEW SIZES AND QUANTITIES OF CONDUITS AND CONDUCTORS UPON EXISTING, PRIOR BID/CONSTRUCTION.
- P12 2" C. - 18#10 + 1#10GND FOR LIGHTING
1" C. - 5#10 FOR EMERGENCY LIGHTING
1" C. - 2#10 FOR AIRCRAFT LIGHTING
1" C. - ONLY FOR SOUND
CONTRACTOR SHALL VERIFY NEW SIZES AND QUANTITIES OF CONDUITS AND CONDUCTORS UPON EXISTING, PRIOR BID/CONSTRUCTION.
- P13 2" C. - 18#10 + 1#10GND FOR LIGHTING
1" C. - 5#10 FOR EMERGENCY LIGHTING
1" C. - 2#10 FOR AIRCRAFT LIGHTING
1" C. - ONLY FOR SOUND
CONTRACTOR SHALL VERIFY NEW SIZES AND QUANTITIES OF CONDUITS AND CONDUCTORS UPON EXISTING, PRIOR BID/CONSTRUCTION.

ISSUED WITH ADDENDUM 4 - FOR REFERENCE ONLY

POWER PLAN NOTES

SCALE: NONE

APPROVED
DIV. OF THE STATE ARCHITECT
APP. 03-120009 INC.1
REVIEWED FOR:
SS ☒ FLS ☒ ACS ☒
DATE: 5/7/2020

LITTLE
DIVERSIFIED ARCHITECTURAL CONSULTING



www.littleonline.com

This drawing and the design shown are the property of Little Diversified Architectural Consulting. The reproduction, copying or other use of this drawing without their written consent is prohibited and any infringement will be subject to legal action.
© Little 2019

**OXNARD UNION
HIGH SCHOOL
DISTRICT**

**PACIFICA HIGH SCHOOL TRACK & FIELD
IMPROVEMENTS - INC 1**

**600 E. GONZALES RD,
OXNARD, CA. 93036**



12/03/19		
NO.	REASON	DATE
1	ADDENDUM	10/21/19
2	ADDENDUM	12/03/19

PRINCIPAL IN CHARGE
B.E.S.
PROJECT MANAGER
A.O.
DESIGN TEAM
J.H.

**PACIFICA HIGH SCHOOL
TRACK & FIELD
IMPROVEMENTS - INC 1**

612-12353-03

**ENLARGED ELECTRICAL
SITE PLAN**

(E-200) AD3-E3