

## **ADDENDUM NO. 3**

### **TRACK & FIELD IMPROVEMENTS – INC 1**

LITTLE JOB #612-12353-03

DSA: A# 03-120009 File #56-H4

#### **Pacifica High School**

600 E. Gonzales Rd., Oxnard.  
Oxnard, CA 93036

December 3, 2019

#### **LITTLE**

1300 Dove Street, Suite 100  
Newport Beach, CA 92660



---

Architect- Jay R. Tittle, C- 12955

## **1. PART 1 - GENERAL**

- 1.1.** The following revisions and/or clarifications shall be made to the Bidding Requirements and Contract Documents. Revise and amend the Documents for the above-named project in accordance with this Addendum. The bid shall reflect these addendum changes and each bidder shall make reference in their bid to this addendum
- 1.2.** All Bidding Requirements and Contract Documents shall apply to this addendum as originally indicated in the applicable portions of the contract documents, unless otherwise modified by this addendum.
  - 1.2.1.** Addendum No. 1 issued on October 21, 2019.
  - 1.2.2.** Addendum No. 2 issued on November 14, 2019.
- 1.3. GENERAL CLARIFICATIONS**
  - 1.3.1.** The following clarifications are issued to all bidders as information for use in preparing bids:
    - 1.3.1.1.** Confirmed on sheet L1.0 that the scale on the plans is shown correctly and note that perimeter trench should be dimensioned and built per the Civil plans not the Irrigation plan.
    - 1.3.1.2.** Removal of light poles is not in this scope of work, see items '3.2.1.3' & '3.2.2.1.3'.
    - 1.3.1.3.** Note on A-1.0.2, Item 1-8 to remove existing building is not in this bid.

**1.4. CHANGES TO PREVIOUS ADDENDA**

**1.4.1.** Addendum No. 1, dated October 21, 2019, 'Enclosures':

**1.4.1.1.** Revise 'III) Drawings issued: a) Drawings AD1-C1 through AD1-C6, Delta 1' to read 'a) Drawings AD1-C1 thru AD1-C3, Delta 1'.

**2. PART 2 - PROJECT MANUAL**

**2.1.** NONE ISSUED

**3. PART 3 - DRAWINGS**

**3.1.** CIVIL DRAWINGS ISSUED

**3.1.1.** The following Addendum ("AD") Drawings, marked Delta 3, are issued:

**3.1.1.1.** Drawing C-5.0/AD1-C2: Replace with Drawing AD3-C1.

**3.1.1.2.** Drawing C-5.2/AD1-C3: Replace with Drawing AD3-C2.

**3.2.** ELECTRICAL DRAWINGS ISSUED

**3.2.1.** The following Addendum ("AD") Drawings, marked Delta 3, are issued:

**3.2.1.1.** Drawing E-000: Replace with Drawing AD3-E1.

**3.2.1.2.** Drawing E-100: Replace with Drawing AD3-E2.

**3.2.1.3.** Drawing E-200/AD1-E1: Replace with Drawing AD3-E3.

**3.2.1.4.** Drawing ED-200/AD1-E2: Replace with Drawing AD3-E4

**3.2.2.** Narrative clarifications to Electrical Drawings are issued as follows:

**3.2.2.1.** Drawings E-000/AD3-E1, E-100/AD3-E2, E-200/AD3-E3 - Clarify as follows:

**3.2.2.1.1.** New and existing panels and electrical equipment are shown on sheet E-100 (AD3-E2) & E-200 (AD3-E3).

**3.2.2.1.2.** Refer to note P2 on sheet E-200 (AD3-E3) for proposed minimum sizing of the junction boxes. Also, refer to sheet AD3-E1 and AD3-E3 for quantity & size of conduit connected to each junction box to determine box size at each location.

**3.2.2.1.3.** Contractor to refer to note P7/E200 (AD3-E3) to clarify removal of Stadium Light Fixtures and speakers, cap wire at existing connections and deliver fixtures and speakers to District.

**END OF ADDENDUM NO. 3**

**Enclosures:**

- I) New Project Manual Documents Issued:
  - a) None
- II) New full-size Drawings Issued:
  - a) Drawings AD3-C1 and AD3-C2, Delta 3.  
Drawings AD3-E1 thru AD3-E4, Delta 3.















PANELBOARD: SLP (EXISTING)

BUS AMPS: 125A  
MAIN SIZE/TYPE: 125A MCB  
VOLTS/PHASE: 208Y/120V, 3PH, 4W  
SECTION: 1

FAULT CURRENT: REFER TO ONE-LINE DIAGRAM  
AIC RATING: 10000 FULLY RATED  
SERVES: FIELD AREA  
MOUNTING: SURFACE  
LOCATION: FIELD AREA

NEMA 3R

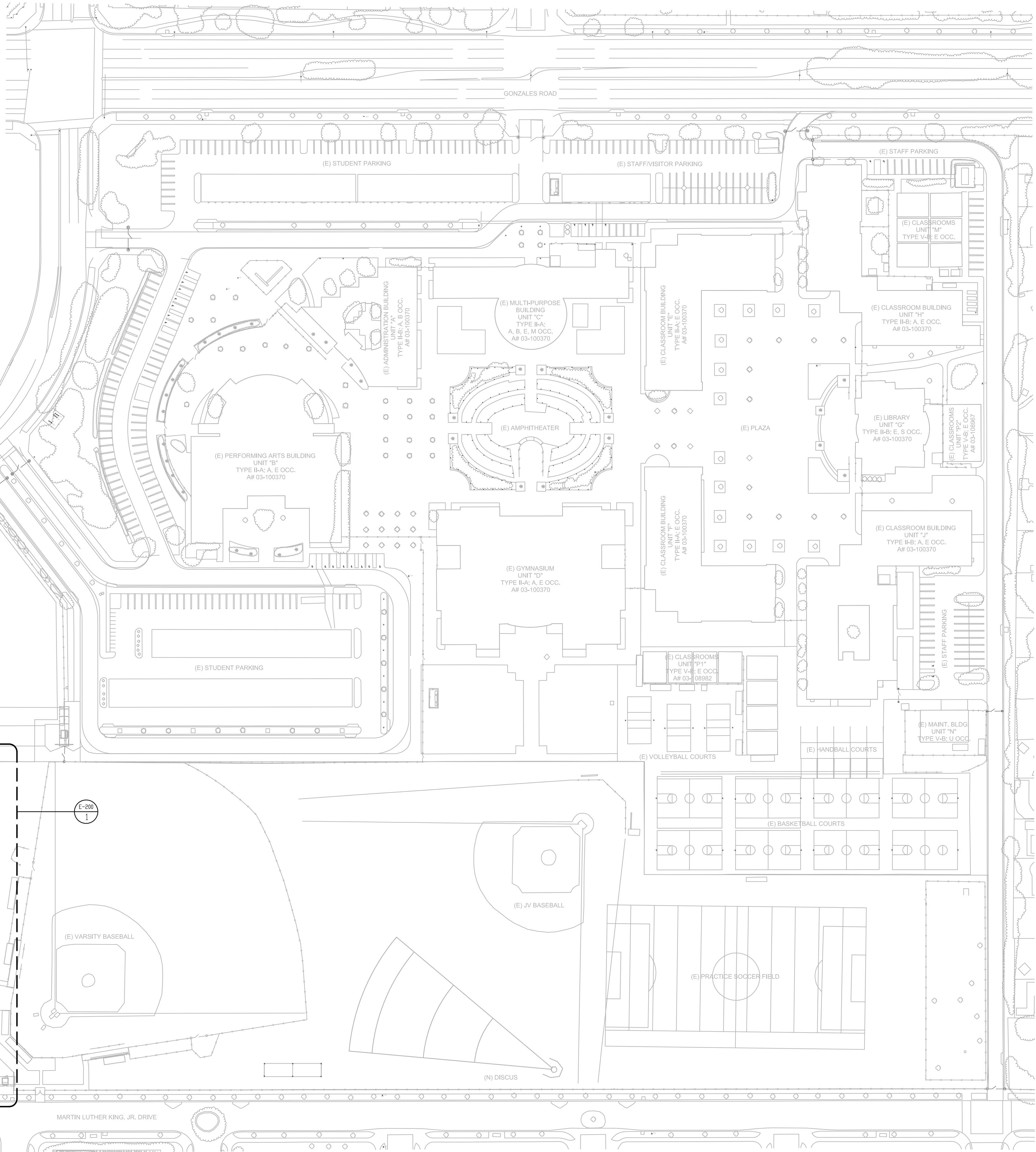
CKT NO.	DESCRIPTION	VOLTAMPS/PHASE			WIRE NO.	BKR AMP	P	BKR AMP	WIRE NO.	VOLTAMPS/PHASE			DESCRIPTION	CKT NO.
		A	B	C						A	B	C		
1	EXISTING LOAD	900			20	1	1	20		900			EXISTING LOAD	2
3	EXISTING LOAD		900		20	1	1	20			900		EXISTING LOAD	4
5	EXISTING LOAD			900	20	1	1	20				900	EXISTING LOAD	6
7	EXISTING LOAD	900			20	1	1	20		900			EXISTING LOAD	8
9	EXISTING LOAD		900		20	1	1	20			900		EXISTING LOAD	10
11	EXISTING LOAD			900	20	1	1	20				900	EXISTING LOAD	12
13	EXISTING LOAD	900			20	1	1	20		900			EXISTING LOAD	14
15	EXISTING LOAD		900		20	1	1	20			900		EXISTING LOAD	16
17	EXISTING LOAD			900	20	1	1	20				900	EXISTING LOAD	18
19	EXISTING LOAD	900			20	1	1	20		900			EXISTING LOAD	20
21	EXISTING LOAD		900		20	1	1	20			900		EXISTING LOAD	22
23	EXISTING LOAD			900	20	1	1	20				900	EXISTING LOAD	24
25					20	1	1							26
27					20	1	1							28
29					20	1	1							30
31	SCORE BORAD	1,500			20	2	1							32
33			1,500		20	1	1							34
35	FIELD JUNCTION BOX			1,200	20	1	1	20				1,200	FIELD JUNCTION BOX	36
37	FIELD JUNCTION BOX	1,200			20	1	1	20		1,200			FIELD JUNCTION BOX	38
39	FIELD JUNCTION BOX		1,200		20	1	1	20			1,200		FIELD JUNCTION BOX	40
41	FIELD JUNCTION BOX			1,200	20	1	1	20				1,200	FIELD JUNCTION BOX	42

SUBTOTAL		6,300	6,300	6,000						4,800	4,800	5,100	SUBTOTAL	
TOTAL PHASE A - VA		11,100	LOAD		CONN. VA		DF	LOAD		CONN. VA		DF		
AMPS		93	COOLING				1.00	REFRIGERATION				1.00		
TOTAL PHASE B - VA		11,100	HEATING				0	SIGN/DISPLAY				1.25		
AMPS		93	LIGHTING				1.25	KITCHEN				1.00		
TOTAL PHASE C - VA		11,100	RECEPTACLES				1.0/5	EXISTING		20,700		1.00		
AMPS		93	MOTORS				1.00	LARGE MOTOR				1.25	TOTAL DEMAND	
TOTAL PNLBD - VA		33,300	SUPP HEAT				1.00	SHOW WINDOW				1.25	33,300 VA	
AMPS		92	MISC EQUIP		12,600		1.00	LTG TRACK				1.00	92 A	

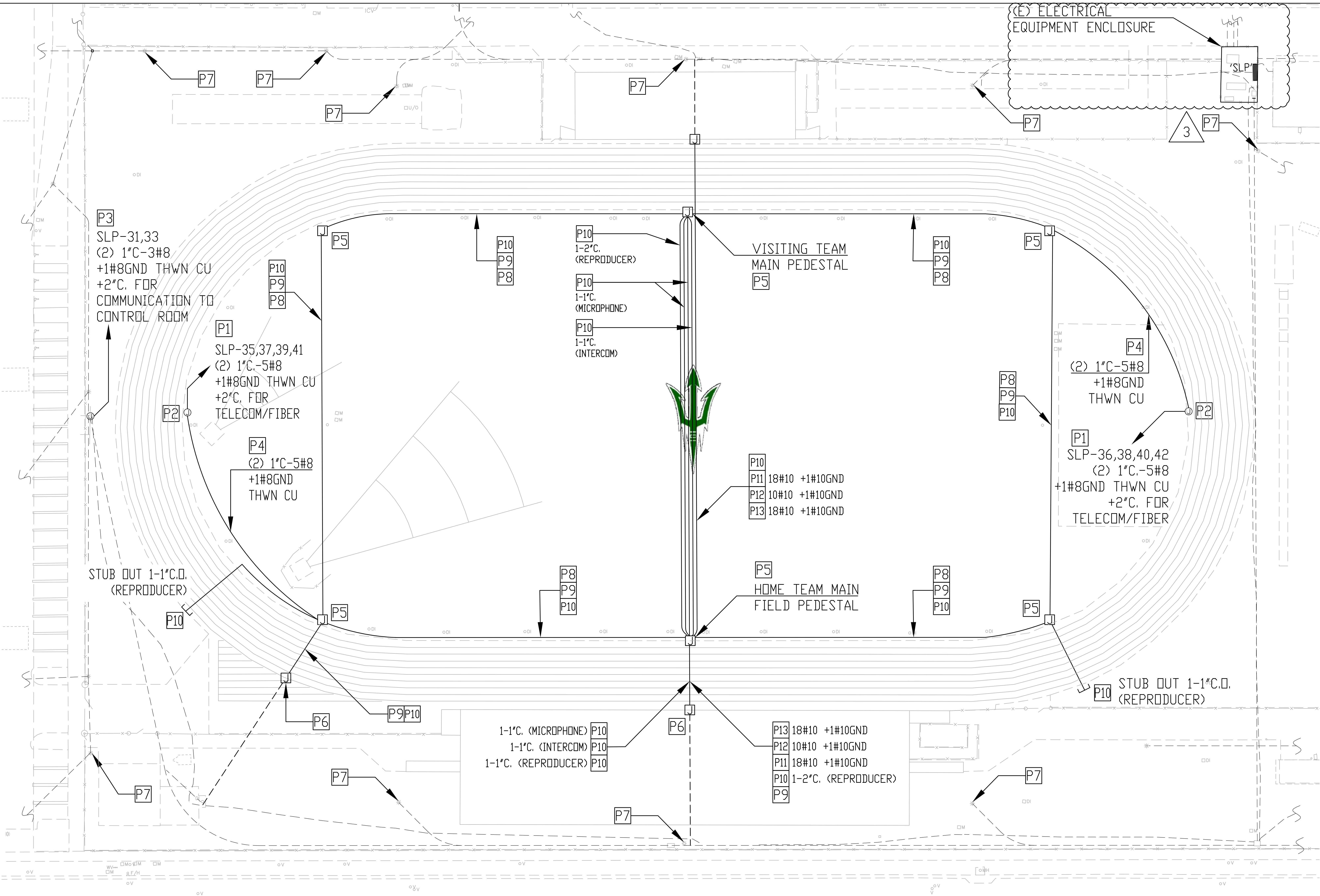
PANELBOARD NOTES

EXISTING PANEL SCHEDULE 'SLP'

SCALE: NONE







POWER GENERAL NOTES

- ALL CONDUITS SHALL BE RUN NEATLY AND PARALLEL OR PERPENDICULAR TO STRUCTURAL MEMBERS. CONDUIT ROUTING SHOWN ON PLAN IS DIAGNOSTIC AND IS INTENDED TO SHOW POSSIBLE FUNCTIONAL ROUTE OF CONDUITS AND CONDUCTORS. IN SOME CASES THE DRAWING SHOWS ROUTING WHICH MAY NOT BE PARALLEL OR PERPENDICULAR TO BUILDING STRUCTURAL MEMBERS. THIS IS FOR CLARITY OF CIRCUITING AND NOT INTENDED TO APPROVE ANY DEVIATION FROM NEAT WORKMANSHIP.
- COMBINING OF HOMERUNS AND OTHER CIRCUITS OTHER THAN WHAT IS SHOWN ON PLAN WILL NOT BE APPROVED.
- CONDUITS AND ROUTING FOUND OBJECTIONABLE BY THE ARCHITECT WILL BE REVOKED AT ELECTRICAL CONTRACTOR'S EXPENSE.
- ELECTRICAL CONTRACTOR SHALL PROVIDE APPROVED SEISMIC STRUCTURAL SUPPORTS AS CURRENTLY ADOPTED BY IBC OR CBC WHERE APPLICABLE FOR ALL FIXTURES, BOXES AND OTHER ELECTRICAL EQUIPMENT.
- ELECTRICAL CONTRACTOR SHALL VERIFY LOCATIONS AND MOUNTING HEIGHTS OF ALL OUTLETS AND EQUIPMENT WITH ARCHITECTURAL PLANS, ELEVATIONS AND DETAILS.

POWER PLAN KEYED NOTES (NOT ALL MAY APPLY)

- P1 (2) 1\"/>

- P2 NEW JUNCTION BOXES (24\"/>
- P3 (2) 1\"/>
- P4 (2) 1\"/>
- P5 NEW UNDERGROUND JUNCTION BOX TO REPLACE EXISTING UNDERGROUND JUNCTION BOX FOR FIELD POWER AND COMMUNICATIONS PEDESTAL. CONTRACTOR SHALL VERIFY REQUIREMENTS AND SIZING FOR THE NEW JUNCTION BOX, AND VERIFY ITS SPECIFICATIONS TO THE EXISTING. PRIOR CONSTRUCTION/BIDDING NEW UNDERGROUND JUNCTION BOXES SHALL BE OUTDOOR RATED WITH RUBBERIZED TRACK SURFACE, AND MATCH EXISTING TYPE AND COLOR OF THE TRACK.
- P6 INTERCEPT NEW CONDUITS AND CONDUCTORS WITH EXISTING CONDUITS AND CONDUITS.
- P7 AT EXISTING LIGHT POLE, REMOVE ALL STADIUM LIGHT FIXTURES AND SPEAKERS, CAP ALL THE WIRES AND CONNECTIONS. DELIVER REMOVED FIXTURES AND SPEAKERS TO DISTRICT.
- P8 PROVIDE COUCHES INTERCOM AND MICROPHONE CONDUIT 1\"/>
- P9 POWER HOMERUN TO EXISTING POWER PANEL AND EXISTING CIRCUITS. RUN 1\"/>

- P10 NEW CONDUITS/CONDUITS TO BE BURIED 24\"/>
- P11 2\"/>
- P12 2\"/>
- P13 2\"/>

ENLARGED ELECTRICAL SITE PLAN

SCALE: 1\"/>

1

POWER PLAN NOTES

SCALE: NONE

**LITTLE**  
DIVERSIFIED ARCHITECTURAL CONSULTING


www.littleonline.com

This drawing and the design shown are the property of Little Diversified Architectural Consulting. The reproduction, copying or other use of this drawing without their written consent is prohibited and any infringement will be subject to legal action.  
© Little 2019

**OXNARD UNION  
HIGH SCHOOL  
DISTRICT**

**PACIFICA HIGH SCHOOL TRACK & FIELD  
IMPROVEMENTS - INC 1**

**600 E. GONZALES RD,  
OXNARD, CA. 93036**



12/03/19

NO.	REASON	DATE
1	ADDENDUM	10/21/19
2	ADDENDUM	12/03/19

PRINCIPAL IN CHARGE  
B.E.S.  
PROJECT MANAGER  
A.O.  
DESIGN TEAM  
J.H.

**PACIFICA HIGH SCHOOL  
TRACK & FIELD  
IMPROVEMENTS - INC 1**

**612-12353-03**

**ENLARGED ELECTRICAL  
SITE PLAN**

**(E-200) AD3-E3**



